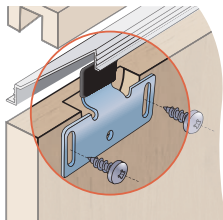
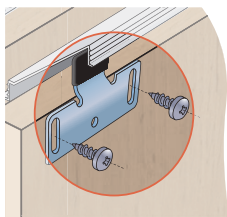


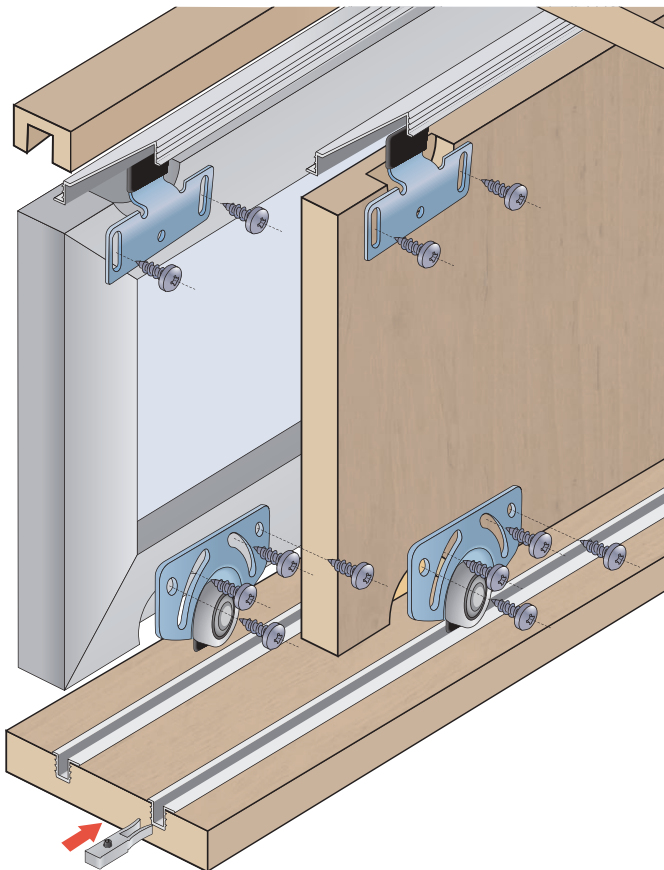
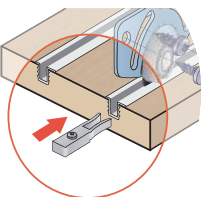
S35A



S35B



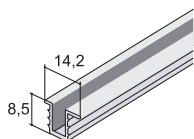
Brzda S35
(namontujte před nasazením lišty)



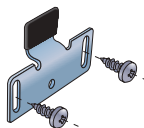
Brzdu nasuňte před montáží

SOUČÁSTI SYSTÉMU:

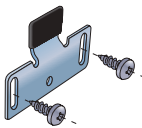
Profil S03




S35A



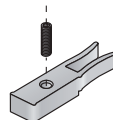
S35B

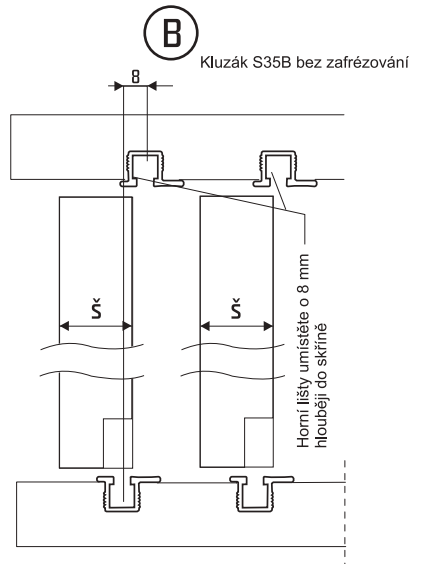
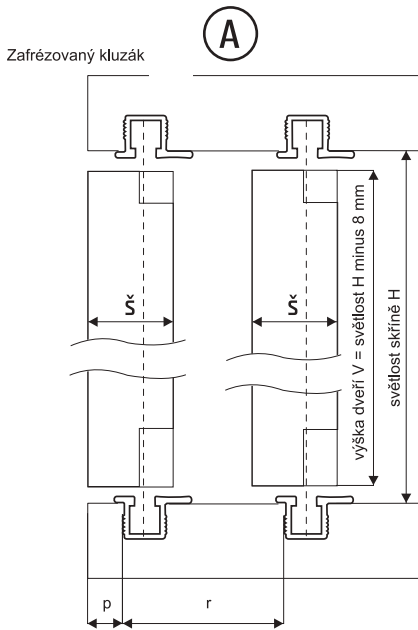


S35C



Brzda S35





Vzdálenost frézování pro první lištu od okraje min.:

$p = \varnothing s - 12$ mm

Rozteč frézování pro druhou lištu:

$r = \varnothing s + \text{min. } 8$ mm

Příklad pro lamino tl. 18 mm

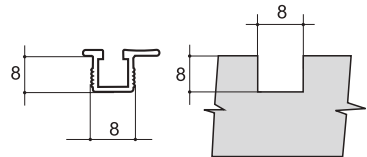
$p = 6$ mm

$r = 25$ mm

$V = H - 8$

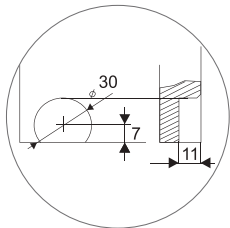
Šířka a hloubka frézování

pro vodící profil:

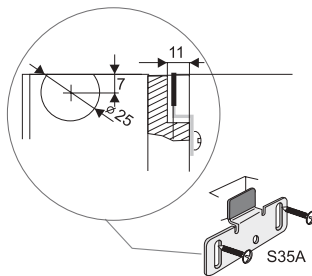


???

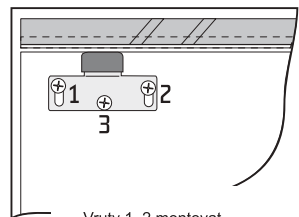
Zafrézování pro dolní vozík:



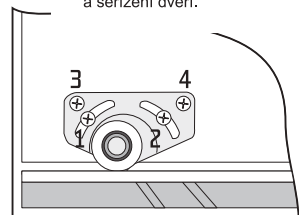
Zafrézování pro horní vozík:



Montáž a seřízení:



Vruty 1, 2 montovat před nasazením dveří, vruty 3, 4 po nasazení a seřízení dveří.



Určeno pro profily: C, D, F1, G, J, K, M a N

